





Maker	Epson	Mitsubishi	Panasonic	Sanyo
Model Name	EMP-TW600	HC3000	AE900	PLV-Z4
				
Device	LCD	DLP	LCD	LCD
Resolution	720p	720P	720p	720p
Brightness	1600lm	1000lm	1100lm	1000lm
Lamp Wattage	170W (E-Torl)	200W	130W	145W
Contrast Ratio	5000:1	4000:1	5500:1	7000:1
Cinema Filter	Yes	No	No	No
Color Space (vs. sRGB)	134%	98%	114%	109%
Processing Bits	10 Bit	10 Bit	10 Bit	10 Bit
Zoom Ratio	1.5	1.2	2.0	2.0
Lens Shift (Up / Down)	100% / 100%	No	63% / 63%	100% / 100%
Lens Shift (Left / Right)	50% / 50%	No	25% / 25%	50% / 50%
Noise Level	26dB	26dB	25dB	22dB
Size (W x D x H mm)	406 x 309 x 124	310 x 245 x 100	335 x 270 x 95	382 x 304 x 127
Volume (mm3)	15.6 Mil.	7.6 Mil.	8.6 Mil.	14.6 Mil.
Weight (Kg)	5.2	3.0	3.6	5.0